

CORONAVIRUS 2019 (COVID-19)

COMMUNITY RESOURCE GUIDE

INDEX

- **Transmission- how it spreads**
- **Symptoms**
- **Prevention**
- **What to do if you are sick**
- **How to manage your health at home**
- **Manage anxiety and stress during COVID-19**
- **How to clean and disinfect surfaces**
- **Checklist to get ready for COVID-19**

**Information retrieved from Center for Disease
Control and Prevention**

FOR MORE INFORMATION, PLEASE VISIT:

<https://www.cdc.gov/coronavirus/2019-nCoV/index.html>





Coronavirus Disease 2019 (COVID-19)

Transmission- How It Spreads

COVID-19 is a new disease and **we are still learning how it spreads**, the severity of illness it causes, and to what extent it may spread in the United States.

How COVID-19 Spreads

Person-to-person spread

The virus is thought to spread mainly from person-to-person.

- Between people who are in close contact with one another (within about 6 feet).
- Through respiratory droplets produced when an infected person coughs or sneezes.

These droplets can land in the mouths or noses of people who are nearby or possibly be inhaled into the lungs.

Can someone spread the virus without being sick?

- People are thought to be most contagious when they are most symptomatic (the sickest).
- Some spread might be possible before people show symptoms; there have been reports of this occurring with this new coronavirus, but this is not thought to be the main way the virus spreads.

Spread from contact with contaminated surfaces or objects

It may be possible that a person can get COVID-19 by touching a surface or object that has the virus on it and then touching their own mouth, nose, or possibly their eyes, but this is not thought to be the main way the virus spreads.

How easily the virus spreads

How easily a virus spreads from person-to-person can vary. Some viruses are highly contagious (spread easily), like measles, while other viruses do not spread as easily. Another factor is whether the spread is sustained, spreading continually without stopping.

The virus that causes COVID-19 seems to be spreading easily and sustainably in the community ("community spread") in some affected [geographic areas](#).

Community spread means people have been infected with the virus in an area, including some who are not sure how or where they became infected.

Situation in U.S.

Different parts of the country are seeing different levels of COVID-19 activity. The United States nationally is currently in the initiation phases, but states where community spread is occurring are in the acceleration phase. The duration and severity of each phase can vary depending on the characteristics of the virus and the public health response.

- CDC and state and local public health laboratories are testing for the virus that causes COVID-19. View [CDC's Public Health Laboratory Testing map](#).
- More and more states are reporting cases of COVID-19 to CDC.

- U.S. COVID-19 cases include:
 - Imported cases in travelers
 - Cases among close contacts of a known case
 - Community-acquired cases where the source of the infection is unknown.
- Three U.S. states are experiencing sustained community spread.
- View [latest case counts, deaths](#), and a [map of states with reported cases](#).

Latest Updates on this Outbreak

International Areas with Sustained (Ongoing) Transmission

Last updated March 12, 2020

- China ([Level 3 Travel Health Notice](#))
- Iran ([Level 3 Travel Health Notice](#))
- Most of Europe ([Level 3 Travel Health Notice](#))
- South Korea ([Level 3 Travel Health Notice](#))
- Global Outbreak Notice ([Level 2 Travel Health Notice](#))

For additional information, please visit [CDC's Travel Information page](#).

Related Links

- [All COVID-19 Travel Health Notices](#)
- [COVID-19 Situation Summary](#)

Page last reviewed: March 4, 2020

SYMPTOMS OF CORONAVIRUS DISEASE 2019

Patients with COVID-19 have experienced mild to severe respiratory illness.

Symptoms* can include

FEVER



COUGH



***Symptoms may appear 2-14 days after exposure.**

Seek medical advice if you develop symptoms, and have been in close contact with a person known to have COVID-19 or if you live in or have recently been in an area with ongoing spread of COVID-19.

SHORTNESS OF BREATH



For more information: www.cdc.gov/COVID19-symptoms

PREVENTION- STOP THE SPREAD OF GERMS

Help prevent the spread of respiratory diseases like COVID-19.

Avoid close contact with people who are sick.



Cover your cough or sneeze with a tissue, then throw the tissue in the trash.



Avoid touching your eyes, nose, and mouth.



Clean and disinfect frequently touched objects and surfaces.



Stay home when you are sick, except to get medical care.



Wash your hands often with soap and water for at least 20 seconds.



For more information: www.cdc.gov/COVID19

What to do if you are sick with coronavirus disease 2019 (COVID-19)

If you are sick with COVID-19 or suspect you are infected with the virus that causes COVID-19, follow the steps below to help prevent the disease from spreading to people in your home and community.

Stay home except to get medical care

You should restrict activities outside your home, except for getting medical care. Do not go to work, school, or public areas. Avoid using public transportation, ride-sharing, or taxis.

Separate yourself from other people and animals in your home

People: As much as possible, you should stay in a specific room and away from other people in your home. Also, you should use a separate bathroom, if available.

Animals: Do not handle pets or other animals while sick. See [COVID-19 and Animals](#) for more information.

Call ahead before visiting your doctor

If you have a medical appointment, call the healthcare provider and tell them that you have or may have COVID-19. This will help the healthcare provider's office take steps to keep other people from getting infected or exposed.

Wear a facemask

You should wear a facemask when you are around other people (e.g., sharing a room or vehicle) or pets and before you enter a healthcare provider's office. If you are not able to wear a facemask (for example, because it causes trouble breathing), then people who live with you should not stay in the same room with you, or they should wear a facemask if they enter your room.

Cover your coughs and sneezes

Cover your mouth and nose with a tissue when you cough or sneeze. Throw used tissues in a lined trash can; immediately wash your hands with soap and water for at least 20 seconds or clean your hands with an alcohol-based hand sanitizer that contains at least 60-95% alcohol covering all surfaces of your hands and rubbing them together until they feel dry. Soap and water should be used preferentially if hands are visibly dirty.

Avoid sharing personal household items

You should not share dishes, drinking glasses, cups, eating utensils, towels, or bedding with other people or pets in your home. After using these items, they should be washed thoroughly with soap and water.

Clean your hands often

Wash your hands often with soap and water for at least 20 seconds. If soap and water are not available, clean your hands with an alcohol-based hand sanitizer that contains at least 60% alcohol, covering all surfaces of your hands and rubbing them together until they feel dry. Soap and water should be used preferentially if hands are visibly dirty. Avoid touching your eyes, nose, and mouth with unwashed hands.

Clean all "high-touch" surfaces every day

High touch surfaces include counters, tabletops, doorknobs, bathroom fixtures, toilets, phones, keyboards, tablets, and bedside tables. Also, clean any surfaces that may have blood, stool, or body fluids on them. Use a household cleaning spray or wipe, according to the label instructions. Labels contain instructions for safe and effective use of the cleaning product including precautions you should take when applying the product, such as wearing gloves and making sure you have good ventilation during use of the product.

Monitor your symptoms

Seek prompt medical attention if your illness is worsening (e.g., difficulty breathing). **Before** seeking care, call your healthcare provider and tell them that you have, or are being evaluated for, COVID-19. Put on a facemask before you enter the facility. These steps will help the healthcare provider's office to keep other people in the office or waiting room from getting infected or exposed.

Ask your healthcare provider to call the local or state health department. Persons who are placed under active monitoring or facilitated self-monitoring should follow instructions provided by their local health department or occupational health professionals, as appropriate.

If you have a medical emergency and need to call 911, notify the dispatch personnel that you have, or are being evaluated for COVID-19. If possible, put on a facemask before emergency medical services arrive.

Discontinuing home isolation

Patients with confirmed COVID-19 should remain under home isolation precautions until the risk of secondary transmission to others is thought to be low. The decision to discontinue home isolation precautions should be made on a case-by-case basis, in consultation with healthcare providers and state and local health departments.



For more information: www.cdc.gov/COVID19

10 things you can do to manage your health at home

If you have possible or confirmed COVID-19:

1. **Stay home** from work, school, and away from other public places. If you must go out, avoid using any kind of public transportation, ridesharing, or taxis.



2. **Monitor your symptoms** carefully. If your symptoms get worse, call your healthcare provider immediately.



3. **Get rest and stay hydrated.**



4. If you have a medical appointment, **call the healthcare provider** ahead of time and tell them that you have or may have COVID-19.



5. For medical emergencies, call 911 and **notify the dispatch personnel** that you have or may have COVID-19.



6. **Cover your cough and sneezes.**



7. **Wash your hands often** with soap and water for at least 20 seconds or clean your hands with an alcohol-based hand sanitizer that contains at least 60% alcohol.



8. As much as possible, **stay** in a specific room and **away from other people** in your home. Also, you should use a separate bathroom, if available. If you need to be around other people in or outside of the home, wear a facemask.



9. **Avoid sharing personal items** with other people in your household, like dishes, towels, and bedding.



10. **Clean all surfaces** that are touched often, like counters, tabletops, and doorknobs. Use household cleaning sprays or wipes according to the label instructions.



Please go to www.cdc.gov/covid19-symptoms for information on COVID-19 symptoms.



For more information: www.cdc.gov/COVID19



Coronavirus Disease 2019 (COVID-19)

Manage Anxiety & Stress

Stress and Coping

The outbreak of coronavirus disease 2019 (COVID-19) may be stressful for people. Fear and anxiety about a disease can be overwhelming and cause strong emotions in adults and children. Coping with stress will make you, the people you care about, and your community stronger.

Everyone reacts differently to stressful situations. How you respond to the outbreak can depend on your background, the things that make you different from other people, and the community you live in.

People who may respond more strongly to the stress of a crisis include


- Older people and people with chronic diseases who are at higher risk for COVID-19
- Children and teens
- People who are helping with the response to COVID-19, like doctors and other health care providers, or first responders
- People who have mental health conditions including problems with substance use

If you, or someone you care about, are feeling overwhelmed with emotions like sadness, depression, or anxiety, or feel like you want to harm yourself or others call

- 911
- Substance Abuse and Mental Health Services Administration's (SAMHSA's) Disaster Distress Helpline: 1-800-985-5990 or text TalkWithUs to 66746. (TTY 1-800-846-8517)

Stress during an infectious disease outbreak can include

- Fear and worry about your own health and the health of your loved ones
- Changes in sleep or eating patterns
- Difficulty sleeping or concentrating
- Worsening of chronic health problems
- Increased use of alcohol, tobacco, or other drugs

People with preexisting mental health conditions should continue with their treatment and be aware of new or worsening symptoms. Additional information can be found at the Substance Abuse and Mental Health Services Administration ([SAMHSA](https://www.samhsa.gov)  website.

Taking care of yourself, your friends, and your family can help you cope with stress. Helping others cope with their stress can also make your community stronger.

Things you can do to support yourself

- Take breaks from watching, reading, or listening to news stories, including social media. Hearing about the pandemic repeatedly can be upsetting.
- Take care of your body. Take deep breaths, stretch, or meditate. Try to eat healthy, well-balanced meals, exercise regularly, get plenty of sleep, and avoid alcohol and drugs.
- Make time to unwind. Try to do some other activities you enjoy.
- Connect with others. Talk with people you trust about your concerns and how you are feeling.

- Connect with others. Talk with people you trust about your concerns and how you are feeling.

Call your healthcare provider if stress gets in the way of your daily activities for several days in a row.

Reduce stress in yourself and others

[Sharing the facts](#) about COVID-19 and understanding the actual risk to yourself and people you care about can make an outbreak less stressful..

When you share accurate information about COVID-19 you can help make people feel less stressed and allow you to connect with them.

Learn more about [taking care of your emotional health](#).

For parents

Children and teens react, in part, on what they see from the adults around them. When parents and caregivers deal with the COVID-19 calmly and confidently, they can provide the best support for their children. Parents can be more reassuring to others around them, especially children, if they are better prepared.

Not all children and teens respond to stress in the same way. Some common changes to watch for include

- Excessive crying or irritation in younger children
- Returning to behaviors they have outgrown (for example, toileting accidents or bedwetting)
- Excessive worry or sadness
- Unhealthy eating or sleeping habits
- Irritability and “acting out” behaviors in teens
- Poor school performance or avoiding school
- Difficulty with attention and concentration
- Avoidance of activities enjoyed in the past
- Unexplained headaches or body pain
- Use of alcohol, tobacco, or other drugs

There are many things you can do to support your child

- Take time to talk with your child or teen about the COVID-19 outbreak. Answer questions and [share facts](#) about COVID-19 in a way that your child or teen can understand.
- Reassure your child or teen that they are safe. Let them know it is ok if they feel upset. Share with them how you deal with your own stress so that they can learn how to cope from you.
- Limit your family's exposure to news coverage of the event, including social media. Children may misinterpret what they hear and can be frightened about something they do not understand.
- Try to keep up with regular routines. If schools are closed, create a schedule for learning activities and relaxing or fun activities.
- Be a role model. Take breaks, get plenty of sleep, exercise, and eat well. Connect with your friends and family members.

Learn more about [helping children cope](#).

For responders

Responding to COVID-19 can take an emotional toll on you. There are things you can do to reduce secondary traumatic stress (STS) reactions:

- Acknowledge that STS can impact anyone helping families after a traumatic event.
- Learn the symptoms including physical (fatigue, illness) and mental (fear, withdrawal, guilt).
- Allow time for you and your family to recover from responding to the pandemic.

- Create a menu of personal self-care activities that you enjoy, such as spending time with friends and family, exercising, or reading a book.
- Take a break from media coverage of COVID-19.
- Ask for help if you feel overwhelmed or concerned that COVID-19 is affecting your ability to care for your family and patients as you did before the outbreak.

Learn more [tips for taking care of yourself](#) during emergency response.

For people who have been released from quarantine

Being separated from others if a healthcare provider thinks you may have been exposed to COVID-19 can be stressful, even if you do not get sick. Everyone feels differently after coming out of quarantine. Some feelings include :

- Mixed emotions, including relief after quarantine
- Fear and worry about your own health and the health of your loved ones
- Stress from the experience of monitoring yourself or being monitored by others for signs and symptoms of COVID-19
- Sadness, anger, or frustration because friends or loved ones have unfounded fears of contracting the disease from contact with you, even though you have been determined not to be contagious
- Guilt about not being able to perform normal work or parenting duties during quarantine
- Other emotional or mental health changes




Children may also feel upset or have other strong emotions if they, or someone they know, has been released from quarantine. [You can help your child cope](#).

Resources

For Everyone

- [Coping with a Disaster or Traumatic Event](#)


For Communities

- [Coping with stress during an infectious disease outbreak](#)  
- [Taking Care of Your Behavioral Health during an Infectious Disease Outbreak](#) 

For Families and Children

- [Helping Children Cope with Emergencies](#)
- [Coping After a Disaster](#)  – A Ready Wrigley activity book for children age 3-10

For First Responders

- [Emergency Responders: Tips for taking care of yourself](#)
- [Disaster Technical Assistance Center](#)  (SAMHSA)

Page last reviewed: March 14, 2020



Coronavirus Disease 2019 (COVID-19)

Clean & Disinfect

Interim Recommendations for US Households with Suspected/Confirmed Coronavirus Disease 2019

Background

There is much to learn about the novel coronavirus that causes [coronavirus disease 2019](#) (COVID-19). Based on what is currently known about the novel coronavirus and similar coronaviruses that cause SARS and MERS, spread from person-to-person with these viruses happens most frequently among close contacts (within about 6 feet). This type of transmission occurs via respiratory droplets. On the other hand, transmission of novel coronavirus to persons from surfaces contaminated with the virus has not been documented. Transmission of coronavirus occurs much more commonly through respiratory droplets than through fomites. Current evidence suggests that novel coronavirus may remain viable for hours to days on surfaces made from a variety of materials. Cleaning of visibly dirty surfaces followed by disinfection is a best practice measure for prevention of COVID-19 and other viral respiratory illnesses in households and community settings.

Purpose

This guidance provides recommendations on the cleaning and disinfection of households where [persons under investigation \(PUI\)](#) or those with confirmed COVID-19 reside or may be in self-isolation. It is aimed at limiting the survival of the virus in the environments. These recommendations will be updated if additional information becomes available.



These guidelines are focused on household settings and are meant for the general public.

- **Cleaning** refers to the removal of germs, dirt, and impurities from surfaces. Cleaning does not kill germs, but by removing them, it lowers their numbers and the risk of spreading infection.
- **Disinfecting** refers to using chemicals to kill germs on surfaces. This process does not necessarily clean dirty surfaces or remove germs, but by killing germs on a surface *after* cleaning, it can further lower the risk of spreading infection.

General Recommendations for Routine Cleaning and Disinfection of Households

Community members can practice routine cleaning of frequently touched surfaces (for example: tables, doorknobs, light switches, handles, desks, toilets, faucets, sinks) with household cleaners and EPA-registered disinfectants that are appropriate for the surface, following label instructions. Labels contain instructions for safe and effective use of the cleaning product including precautions you should take when applying the product, such as wearing gloves and making sure you have good ventilation during use of the product.





General Recommendations for Cleaning and Disinfection of Households with People Isolated in Home Care (e.g. Suspected/Confirmed to have COVID-19)

- Household members should educate themselves about COVID-19 symptoms and preventing the spread of COVID-19 in homes.
- **Clean and disinfect high-touch surfaces daily in household common areas (e.g. tables, hard-backed chairs, doorknobs, light switches, remotes, handles, desks, toilets, sinks)**
 - In the bedroom/bathroom dedicated for an ill person: consider reducing cleaning frequency to **as-needed** (e.g., soiled items and surfaces) to avoid unnecessary contact with the ill person.
 - As much as possible, an ill person should stay in a specific room and away from other people in their home, following [home care guidance](#).
 - The caregiver can provide personal cleaning supplies for an ill person's room and bathroom, unless the room is occupied by child or another person for whom such supplies would not be appropriate. These supplies include tissues, paper towels, cleaners and EPA-registered disinfectants (examples at [this link](#)  ).

- If a separate bathroom is not available, the bathroom should be cleaned and disinfected after each use by an ill person. If this is not possible, the caregiver should wait as long as practical after use by an ill person to clean and disinfect the high-touch surfaces.
- Household members should follow [home care guidance](#) when interacting with persons with suspected/confirmed COVID-19 and their isolation rooms/bathrooms.

How to clean and disinfect:

Surfaces

- Wear disposable gloves when cleaning and disinfecting surfaces. Gloves should be discarded after each cleaning. If reusable gloves are used, those gloves should be dedicated for cleaning and disinfection of surfaces for COVID-19 and should not be used for other purposes. Consult the manufacturer's instructions for cleaning and disinfection products used. [Clean hands](#) immediately after gloves are removed.
- If surfaces are dirty, they should be cleaned using a detergent or soap and water prior to disinfection.
- For disinfection, diluted household bleach solutions, alcohol solutions with at least 70% alcohol, and most common EPA-registered household disinfectants should be effective.
 - Diluted household bleach solutions can be used if appropriate for the surface. Follow manufacturer's instructions for application and proper ventilation. Check to ensure the product is not past its expiration date. Never mix household bleach with ammonia or any other cleanser. Unexpired household bleach will be effective against coronaviruses when properly diluted.
 - Prepare a bleach solution by mixing:
 - 5 tablespoons (1/3rd cup) bleach per gallon of water or
 - 4 teaspoons bleach per quart of water
 - [Products with EPA-approved emerging viral pathogens claims](#)   are expected to be effective against COVID-19 based on data for harder to kill viruses. Follow the manufacturer's instructions for all cleaning and disinfection products (e.g., concentration, application method and contact time, etc.).
- For soft (porous) surfaces such as carpeted floor, rugs, and drapes, remove visible contamination if present and clean with appropriate cleaners indicated for use on these surfaces. After cleaning:
 - Launder items as appropriate in accordance with the manufacturer's instructions. If possible, launder items using the warmest appropriate water setting for the items and dry items completely, or Use products with the EPA-approved emerging viral pathogens claims (examples at [this link](#)  ) that are suitable for porous surfaces.

Clothing, towels, linens and other items that go in the laundry

- Wear disposable gloves when handling dirty laundry from an ill person and then discard after each use. If using reusable gloves, those gloves should be dedicated for cleaning and disinfection of surfaces for COVID-19 and should not be used for other household purposes. [Clean hands](#) immediately after gloves are removed.
 - If no gloves are used when handling dirty laundry, be sure to wash hands afterwards.
 - If possible, do not shake dirty laundry. This will minimize the possibility of dispersing virus through the air.
 - Launder items as appropriate in accordance with the manufacturer's instructions. If possible, launder items using the warmest appropriate water setting for the items and dry items completely. Dirty laundry from an ill person can be washed with other people's items.
 - Clean and disinfect clothes hampers according to guidance above for surfaces. If possible, consider placing a bag liner that is either disposable (can be thrown away) or can be laundered.

Hand hygiene and other preventive measures

- Household members should [clean hands](#) often, including immediately after removing gloves and after contact with an ill person, by washing hands with soap and water for 20 seconds. If soap and water are not available and hands are not visibly dirty, an alcohol-based hand sanitizer that contains at least 60% alcohol may be used. However, if hands are visibly dirty, always wash hands with soap and water.
- Household members should follow normal preventive actions while at work and home including recommended [hand hygiene](#) and avoiding touching eyes, nose, or mouth with unwashed hands.


Hygiene and avoiding touching eyes, nose, or mouth with unwashed hands.

- Additional key times to clean hands include:
 - After blowing one's nose, coughing, or sneezing
 - After using the restroom
 - Before eating or preparing food
 - After contact with animals or pets
 - Before and after providing routine care for another person who needs assistance (e.g. a child)

Other considerations

- The ill person should eat/be fed in their room if possible. Non-disposable food service items used should be handled with gloves and washed with hot water or in a dishwasher. [Clean hands](#) after handling used food service items.
- If possible, dedicate a lined trash can for the ill person. Use gloves when removing garbage bags, handling, and disposing of trash. [Wash hands](#) after handling or disposing of trash.
- Consider consulting with your local health department about trash disposal guidance if available.

Additional Resources

- [OSHA COVID-19 Website](#) 
- [CDC Home Care Guidance](#)

Page last reviewed: March 6, 2020



Coronavirus Disease 2019 (COVID-19)

Checklist to Get Ready

Checklist for Individuals and Families

As a family, you can plan and make decisions now that will protect you and your family during a COVID-19 outbreak. [Creating a household plan](#) can help protect your health and the health of those you care about in the event of an outbreak of COVID-19 in your community. Use this checklist to help you take steps to plan and protect the health of you and your family.

	PLAN AND PREPARE
	Get up-to-date information about local COVID-19 activity from public health officials
	<p>Create a household plan of action.</p> <ul style="list-style-type: none"> Consider members of the household that may be at greater risk such as older adults and people with severe chronic illnesses. Ask your neighbors what their plan includes. Create a list of local organizations you and your household can contact in case you need access to information, healthcare services, support, and resources. Create an emergency contact list including family, friends, neighbors, carpool drivers, healthcare providers, teachers, employers, the local public health department, and other community resources. Choose a room in your house that can be used to separate sick household members from others.
	<p>Take everyday preventive actions:</p> <ul style="list-style-type: none"> Wash your hands frequently Avoid touching your eyes, nose, and mouth. Stay home when you are sick. Cover your cough or sneeze with a tissue, then throw the tissue in the trash. Clean and disinfect frequently touched objects and surfaces Be prepared if your child's school or childcare facility is temporarily dismissed or for potential changes at your workplace.
	TAKE ACTION
	<p>In case of an outbreak in your community, protect yourself and others:</p> <ul style="list-style-type: none"> Stay home and speak to your healthcare provider if you develop fever, cough, or shortness of breath If you develop emergency warning signs for COVID-19 get medical attention immediately. In adults, emergency warning signs*: <ul style="list-style-type: none"> Difficulty breathing or shortness of breath Persistent pain or pressure in the chest New confusion or inability to arouse Bluish lips or face *This list is not all inclusive. Please consult your medical provider for any other symptom that is severe or concerning. Keep away from others who are sick Limit close contact with others as much as possible (about 6 feet)

TAKE ACTION

Put your household plan into action

- Continue to practice [everyday preventive actions](#)
- [If someone in the household is sick](#), separate them into the prepared room
- [If caring for a household member, follow recommended precautions and monitor your own health](#)
- Keep surfaces disinfected
- Avoid sharing personal items
- If you become sick, stay in contact with others by phone or email
- Stay informed about the local outbreak situation
- Notify your work if your schedule needs to change
- Take care of the emotional health of your household members, including yourself

Take additional precautions for those at highest risk, particularly older adults and those who have severe underlying health conditions.

- Consider staying at home and away from crowds if you or a family member are an older adult or have underlying health issues
- Make sure you have access to several weeks of medications and supplies in case you need to stay home
- When you go out in public, keep away from others who are sick and limit close contact with others
- Practice good hand hygiene

Take the following steps to help protect your children during an outbreak:

- Notify your child's school if your child becomes sick with COVID-19
- Keep track of school dismissals in your community
- Discourage children and teens from gathering in other public places

Page last reviewed: March 5, 2020